

768 741

FLUKE.

NEW
Fluke 36

Fluke 36 Clamp Meter

AC/DC and true-rms measurements

Now you can do more with one tool.

The Fluke Model 36 is a rugged, reliable clamp meter that measures AC and DC current and volts. This versatile clamp meter offers true-rms sensing and Max Hold for measuring inrush current or maximum load on a circuit. Tapered jaws and slim profile let you get at cables in tight places. Use it for troubleshooting in industrial, commercial, avionics and marine environments.




Fluke 30




Fluke 31



Fluke 32



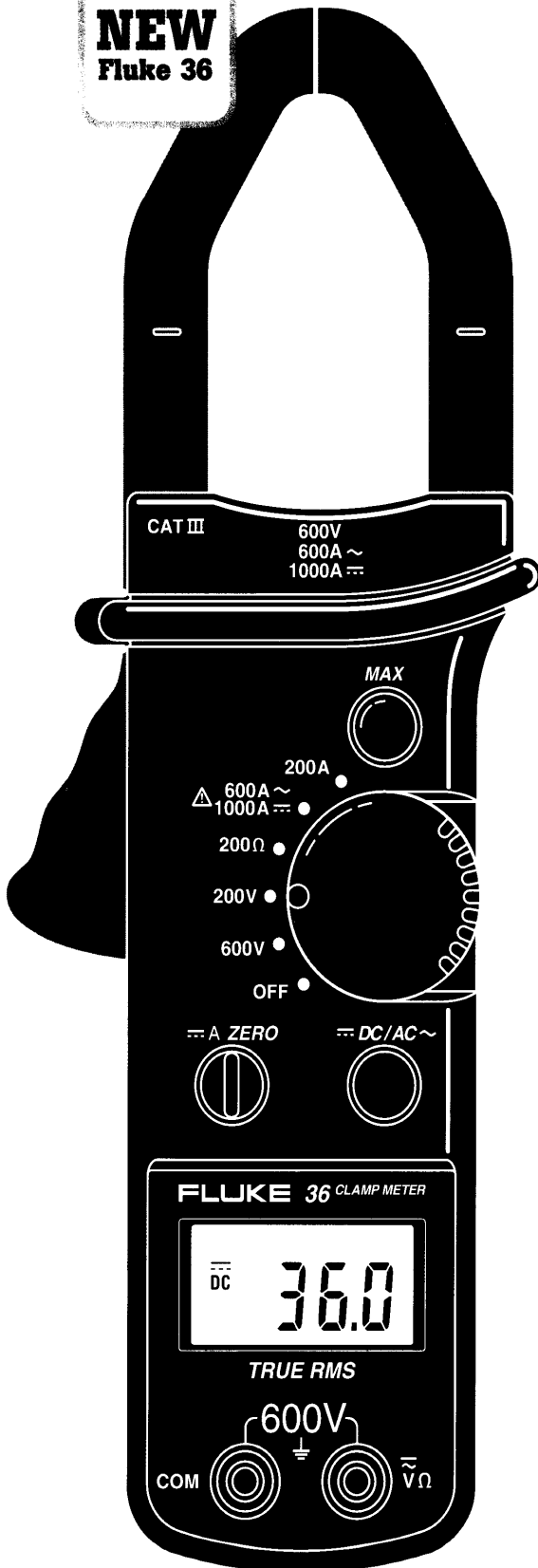
Fluke 33



Fluke 36

- Measures AC/DC current, AC/DC volts, ohms and continuity
- True-rms responding
- Display Hold captures readings in difficult to reach areas
- Max Hold measures inrush current and maximum loads
- Easy, single-handed operation
- Safety Hand Guard
- Meets the latest safety standard IEC 1010-1 CAT III 600 V

Fluke's affordable family of Clamp Meters
Fluke has a complete family of Clamp Meters, one just right for your needs.



Fluke's affordable family of Clamp Meters

Fluke Clamp Meters	30	31	32	33	36
True-rms		●	●	●	●
AC Current	400A	700A	600A	700A	600A
DC Current					1000A
AC Volts	600V		600V		600V
DC Volts					600V
Ohms	200Ω		200Ω		200Ω
Continuity	●		●		●
Display Hold	●	●	●	●	●
Max Hold					●
Digital/Analog Display		●		●	
Frequency Measurement		10 kHz		10 kHz	
Smoothing				●	
Min-Max				●	
Peak/Crest				●	
Prices*	£89	£190	£126	£222	£202

*Prices are subject to change without notice.

Specifications Fluke 36 Clamp Meters

Functions	Range	Basic Accuracy	Resolution	Crest Factor	Overload Protection
DC current	1000A 1000A 200A	0-600A, 1.9% Rdg + 4 digits 600-1000A, 3% Rdg + 3 digits 0-200A, 1.9% Rdg + 7 digits	1A 1A 0.1A	n.a. n.a. n.a.	1000A
DC volts	600V/ 200V	1.0% Rdg + 3 digits	1V 0.1V	n.a.	1200 V rms continuous
AC current (45 - 400 Hz)	600A 200A	10-600A, 2% Rdg + 3 digits 0-200A, 2% Rdg + 5 digits	1A 0.1A	2 ≤ CF ≤ 3 add 2% Rdg	600A continuous (CF ≤ 3)
AC volts (45-400 Hz)	600V/ 200V	1.5% Rdg + 3 digits	1V 0.1V	≤3 (peak voltage ≤ 933V)	1200V rms
Ohms	200Ω	1.2% Rdg + 5 digits	0.1Ω	n.a.	660V rms continuous

Included Accessories with Fluke 36

TL75 Hard Point Test Lead Set
Soft Carrying Case
Operator's Manual
9 Volt Battery (installed)

Fluke (UK) Ltd.

Colonial Way
Watford
Herts WD2 4TT
Tel (01923) 240 511
Fax (01923) 255 067

© Copyright 1996 Fluke Corporation. All rights reserved.
Specifications subject to change without notice.
Printed in the Netherlands. J0606EEN RevA